

# HOW TEXAS ELECTRIC BIKES

Your Guide to E-Bike Laws in Texas



## What is an Electric Bike?

An electric bicycle is defined as a bicycle that is equipped with fully operable pedals and an electric motor with a maximum power output of 750 watts (1 horsepower) or less. There are three classes of electric bicycle in Texas.

**Class 1:** electric bikes equipped with a pedal-assist only motor which stops when the bike reaches 20 mph.

**Class 2:** electric bikes equipped with a motor that may be used exclusively to propel the bicycle and stop when the bike reaches the speed of 20 mph.



**Class 3:** electric bikes equipped with a motor that provides assistance only when the rider is pedaling and stops when the rider stops pedaling or when the bicycle reaches the speed of 28 mph

(Texas Transportation Code § 664.001)



## Electric Bike Rules on Texas Roads

The rules of the road for e-bikes are outlined in the [Texas Transportation Code, Chapter 551](#).

Be aware that local municipalities may have their own specific rules and regulations regarding e-bike use. It's always a good idea to check for any local ordinances or restrictions that might apply in your area. [Find your local code!](#)

- Obey all traffic signals and stop signs.
- Yield right of way to pedestrians and other road users.
- Travel with traffic, not against it.
- Ride as far to the right as possible given road conditions.
- You are allowed to ride in the middle of the lane ("take the lane") if a bike lane is not available and the travel lane is less than 14 feet wide.
- Use hand signals when turning and changing lanes.
- Do not carry other passengers (unless the e-bike is equipped to do so).
- Ride single file. Do not block traffic if riding two abreast.
- Adhere to posted speed limits on streets and paths. Local jurisdictions can set specific speed limits for e-bikes.
- Persons under the age of 15 are prohibited from riding a Class 3 e-bike. Local jurisdictions may also impose age requirements for Class 1 and Class 2 e-bikes. Always verify the specific age requirements in your city or municipality before you ride!

## Equipment Requirements

Local ordinances may impose additional regulations, so it's wise to [check the specific rules in your city or county](#) to ensure full compliance!

1. E-bikes must be equipped with a brake capable of making a braked wheel skid on dry, level, clean pavement.
2. Use lights at night. The e-bike should be equipped with a white front headlamp (visible from 500 ft) and a rear red reflector (visible from 300 ft) or red lamp (visible from 500 ft).
3. A person may not operate an e-bike unless the electric motor disengages or ceases to function either: (1) when the operator stops pedaling; or (2) when the brakes are applied.

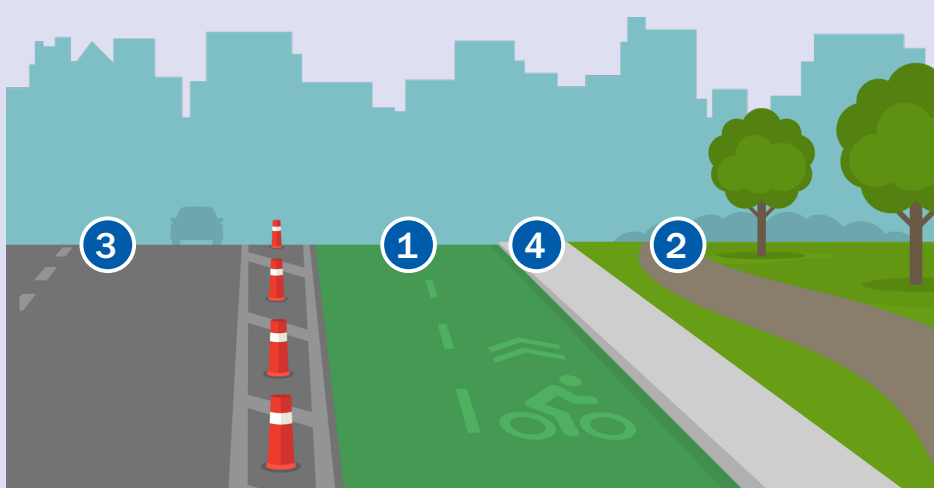


4. E-bikes are not specifically required to have a bell or horn under Texas state law. However, having a bell or horn can be useful for safely alerting pedestrians and other cyclists.
5. There is no state law requiring helmets for riders. However, wearing a helmet is strongly recommended for safety, regardless of age!

## Where You Can Ride an Electric Bike in Texas:

When a bike lane or multi-use path is available, e-bikes should use these facilities rather than the roadway or sidewalk! Some localities may have detailed rules about where e-bikes can be operated, including restrictions on sidewalks or certain types of paths – [Check your local code!](#)

1. Bike lanes
2. Multi-use paths
3. Streets
4. Sidewalks



## Safety Tips & Etiquette:

- Wear a helmet to protect from serious head injuries.
- Park respectfully. Do not obstruct sidewalks or bike lane paths.
- Be alert. Always be aware of your surroundings and avoid distractions.
- E-bikes travel at higher speeds than traditional bikes – brake earlier!
- Do not ride intoxicated.
- Make sure you are visible to motor vehicles.

For more information, visit the [Safer Streets with Micromobility website](#).

# HOW TEXAS ELECTRIC SCOOTERS


Your Guide to E-Scooter Laws in Texas



## What is an Electric Scooter?

A self-propelled device with:

1. at least two wheels in contact with the ground during operation
2. a braking system capable of stopping the device under typical operating conditions
3. a gas or electric motor not exceeding 40 cubic centimeters



(Texas Transportation Code § 551.351)

4. a deck designed to allow a person to stand or sit while operating the device
5. the ability to be propelled by human power alone
6. not falling within the definition of pocket bike or mini motorbike



## Electric Scooter Rules on Texas Roads

The rules of the road for e-scooters are outlined in the [Texas Transportation Code, Chapter 551](#).

Be aware that local municipalities may have their own specific rules and regulations regarding e-scooter use. It's always a good idea to check for any local ordinances or restrictions that might apply in your area. [Find your local code!](#)

- Obey all traffic signals and stop signs.
- Yield right of way to pedestrians and other road users.
- Travel with traffic, not against it.
- Ride as far to the right as possible given road conditions.
- Use hand signals when turning and changing lanes.
- Do not carry other passengers.
- Ride single file. Do not block traffic if riding two abreast.
- Adhere to posted speed limits on streets and paths. Local jurisdictions can set specific speed limits for e-scooters.
- Local jurisdictions can impose age requirements for e-scooter riders. Always verify the specific age requirements in your city or municipality, as they can vary and are subject to change!

## Equipment Requirements

Local ordinances may impose additional regulations, so it's wise to [check the specific rules in your city or county](#) to ensure full compliance!

1. E-scooters must be equipped with functioning brakes to ensure safe stopping.
2. Use lights at night. The e-scooter should be equipped with a white front headlamp (visible from 500 ft) and a rear red reflector (visible from 300 ft) or red lamp (visible from 500 ft).

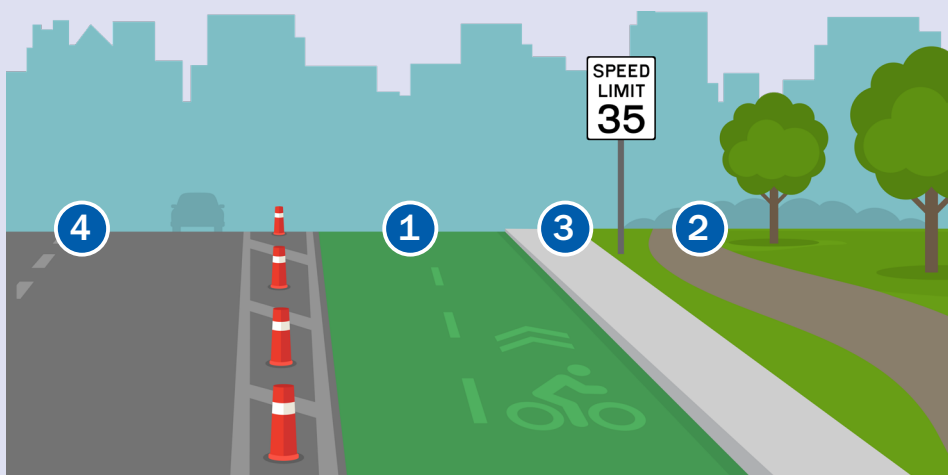


3. E-scooters are not specifically required to have a bell or horn under Texas state law. However, having a bell or horn can be useful for safely alerting pedestrians and other road users.
4. There is no state law requiring helmets for riders. However, wearing a helmet is strongly recommended for safety, regardless of age!

## Where You Can Ride an Electric Scooter in Texas:

Some localities may have detailed rules about where e-scooters can be operated, including restrictions on sidewalks or certain types of paths - [Check your local code!](#)

1. Bike lanes
2. Multi-use paths
3. Sidewalks
4. A street or highway with posted speed limit of 35 mph or less



## Safety Tips & Etiquette:

- Wear a helmet to protect from serious head injuries.
- Ride respectfully on sidewalks. Yield to pedestrians.
- Park respectfully. Do not obstruct sidewalks or bike lanes or paths.
- Be alert. Always be aware of your surroundings and avoid distractions.
- Avoid stunts. Ride predictably and defensively.
- Do not ride intoxicated.
- Make sure you are visible to motor vehicles.

For more information, visit the [Safer Streets with Micromobility website](#).