



Introduction to Impaired Driving and Ignition Interlock Devices

Jena Prescott, MPSA



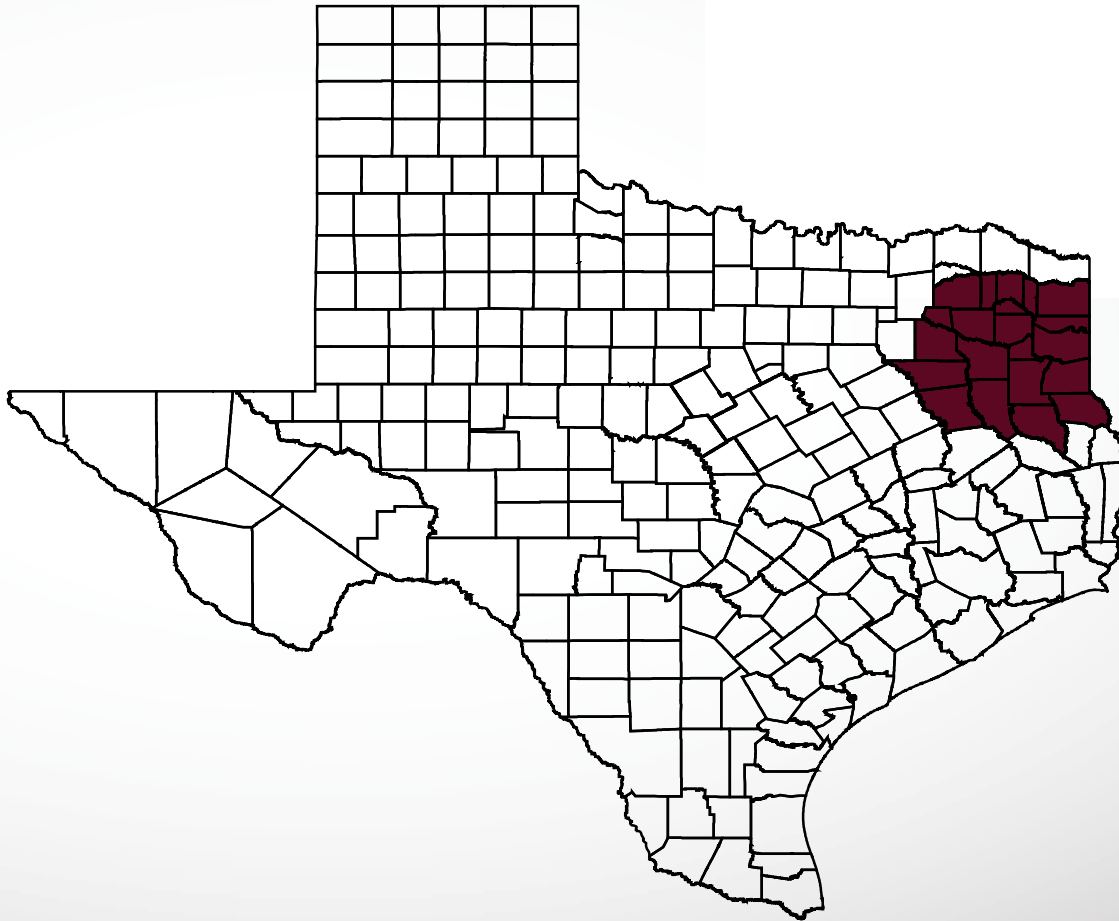
Data pulled from

TxDOT's Crash Records Information System (CRIS)

*February 2nd,
2019*

Selected Counties

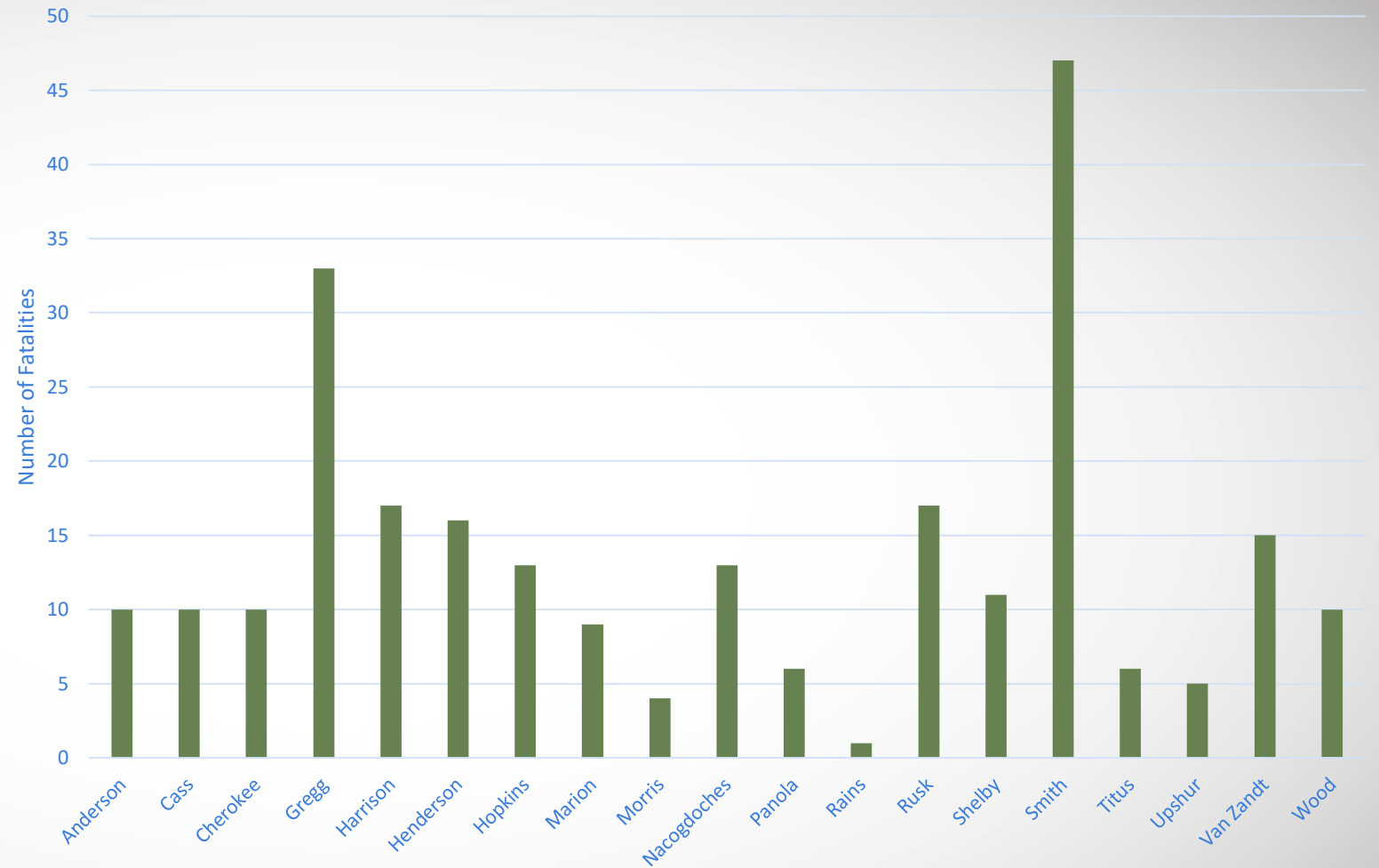
- Anderson
- Camp
- Cass
- Cherokee
- Franklin
- Gregg
- Harrison
- Henderson
- Hopkins
- Marion
- Morris
- Nacogdoches
- Panola
- Rains
- Rusk
- Shelby
- Smith
- Titus
- Upshur
- Van Zandt
- Wood



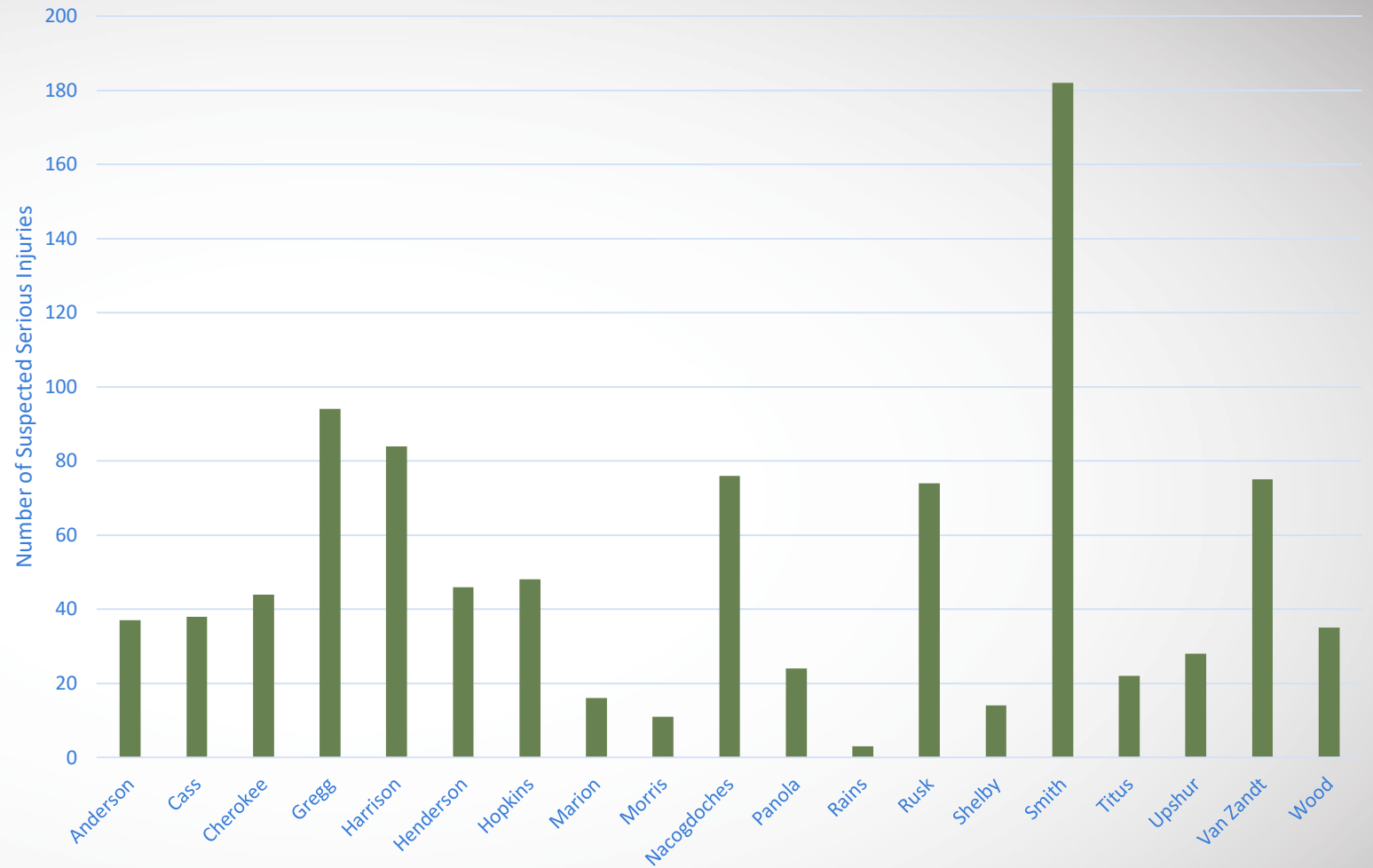


There were *3,727*
motor vehicle traffic fatalities
and *17,533* suspected
serious injuries in **TEXAS** in
2017

In 2017,
there were
256
motor vehicle
traffic
fatalities



In 2017,
there were
965
motor vehicle
traffic
suspected
serious
injuries





1,431 Impaired **FATALITIES**
& 2,534 suspected serious
injuries in 2017



38% of all motor vehicle fatalities
involved **impaired driving** in 2017



In 2017,
there were

100

DUI-Related **FATALITIES**

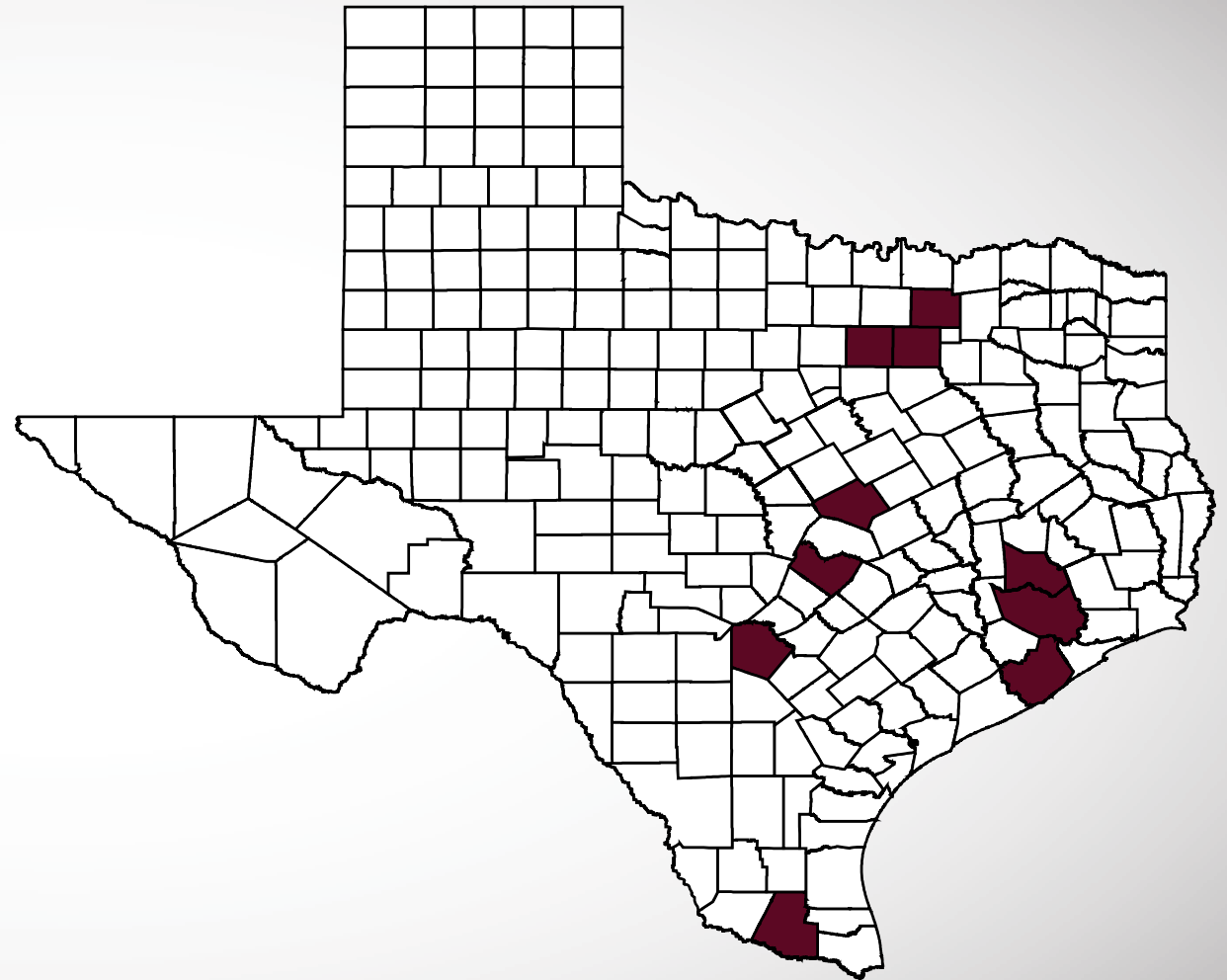
2017 County DUI-Related Fatalities & Suspected Serious Injuries (SSI)

County	Impaired Fatalities	Impaired Suspected Serious Injuries	% of State Fatalities	% of State SSI
Anderson	5	8	0.13%	0.05%
Camp	2	2	0.05%	0.01%
Cass	8	3	0.21%	0.02%
Cherokee	6	11	0.16%	0.06%
Franklin	0	3	0.00%	0.02%
Gregg	10	17	0.27%	0.10%
Harrison	8	12	0.21%	0.07%
Henderson	8	14	0.21%	0.08%
Hopkins	2	13	0.05%	0.07%
Marion	2	5	0.05%	0.03%
Morris	2	3	0.05%	0.02%

County	Impaired Fatalities	Impaired Suspected Serious Injuries	% of State Fatalities	% of State SSI
Nacogdoches	6	16	0.16%	0.09%
Panola	2	6	0.05%	0.03%
Rains	0	1	0.00%	0.01%
Rusk	4	13	0.11%	0.07%
Shelby	4	3	0.11%	0.02%
Smith	16	22	0.43%	0.13%
Titus	4	7	0.11%	0.04%
Upshur	0	5	0.00%	0.03%
Van Zandt	7	14	0.19%	0.08%
Wood	4	4	0.11%	0.02%

Counties with Most Fatal DUI Crashes in Texas, 2017

Rank	County	Fatalities
1	Harris	202
2	Dallas	143
3	Bexar	63
4	Travis	51
5	Tarrant	41
6	Montgomery	29
7	Collin	27
8	Hidalgo	24
9	Brazoria	24
10	Bell	22

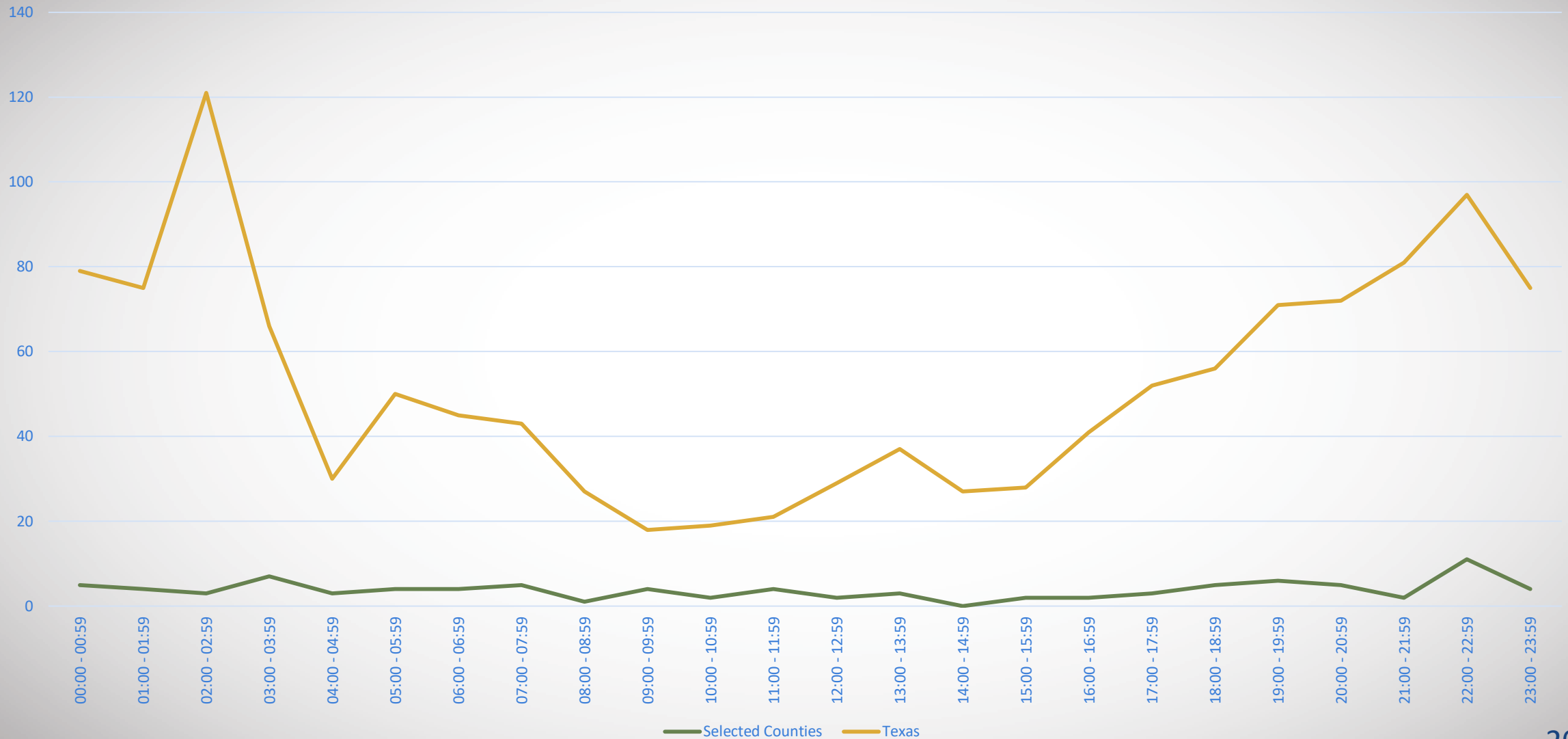


Rankings of Selected Counties

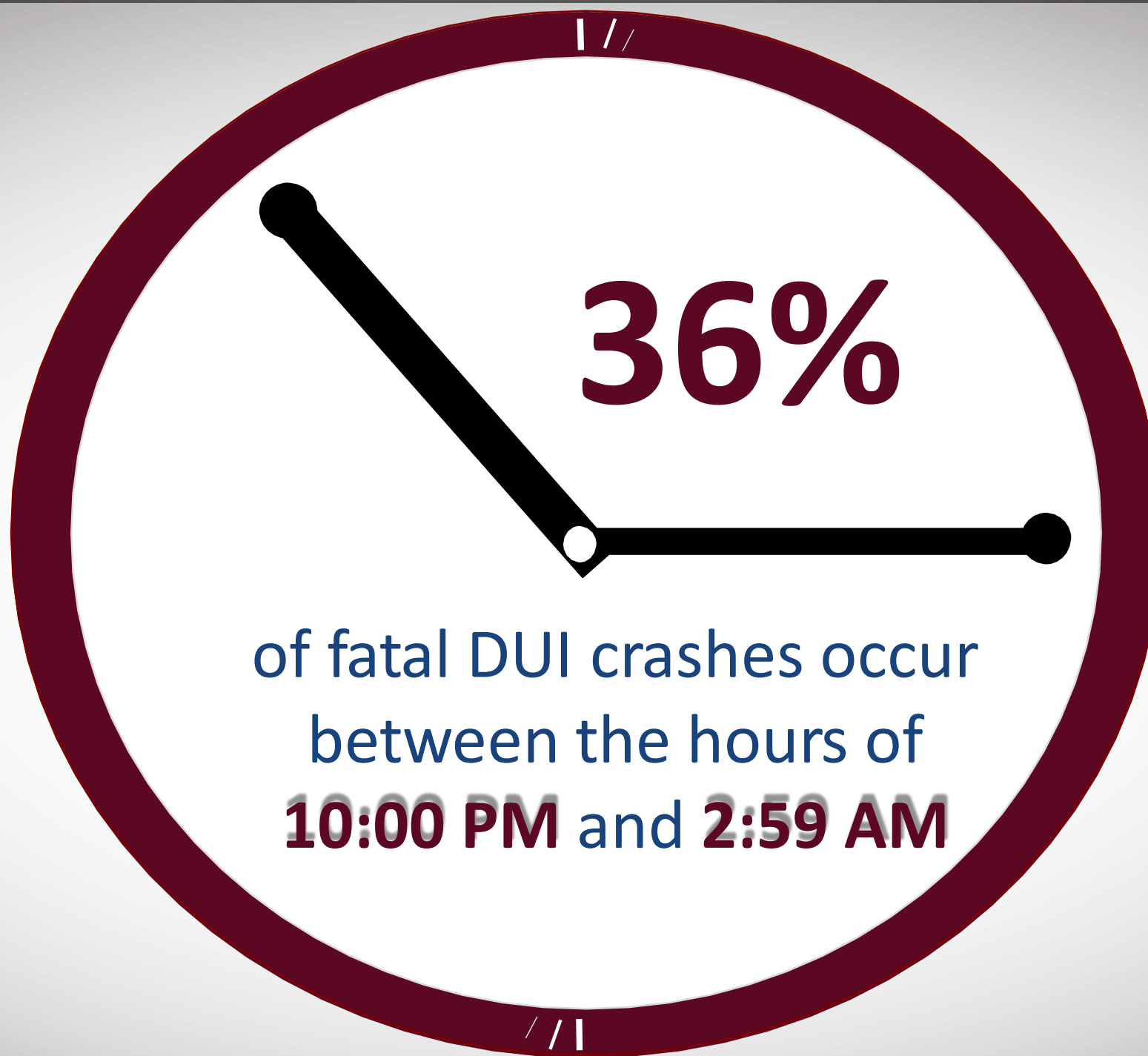
County	Fatalities Ranking	Fatalities and SSI Ranking
Anderson	57	64
Camp	112	147
Cass	40	72
Cherokee	53	52
Franklin	191	167
Gregg	34	31
Harrison	41	42
Henderson	42	36
Hopkins	119	59
Marion	128	109
Morris	130	133

County	Fatalities Ranking	Fatalities and SSI Ranking
Nacogdoches	56	37
Panola	132	100
Rains	206	211
Rusk	76	53
Shelby	77	106
Smith	20	24
Titus	78	76
Upshur	213	142
Van Zandt	49	39
Wood	80	95

When Do Fatal DUI Crashes Occur?

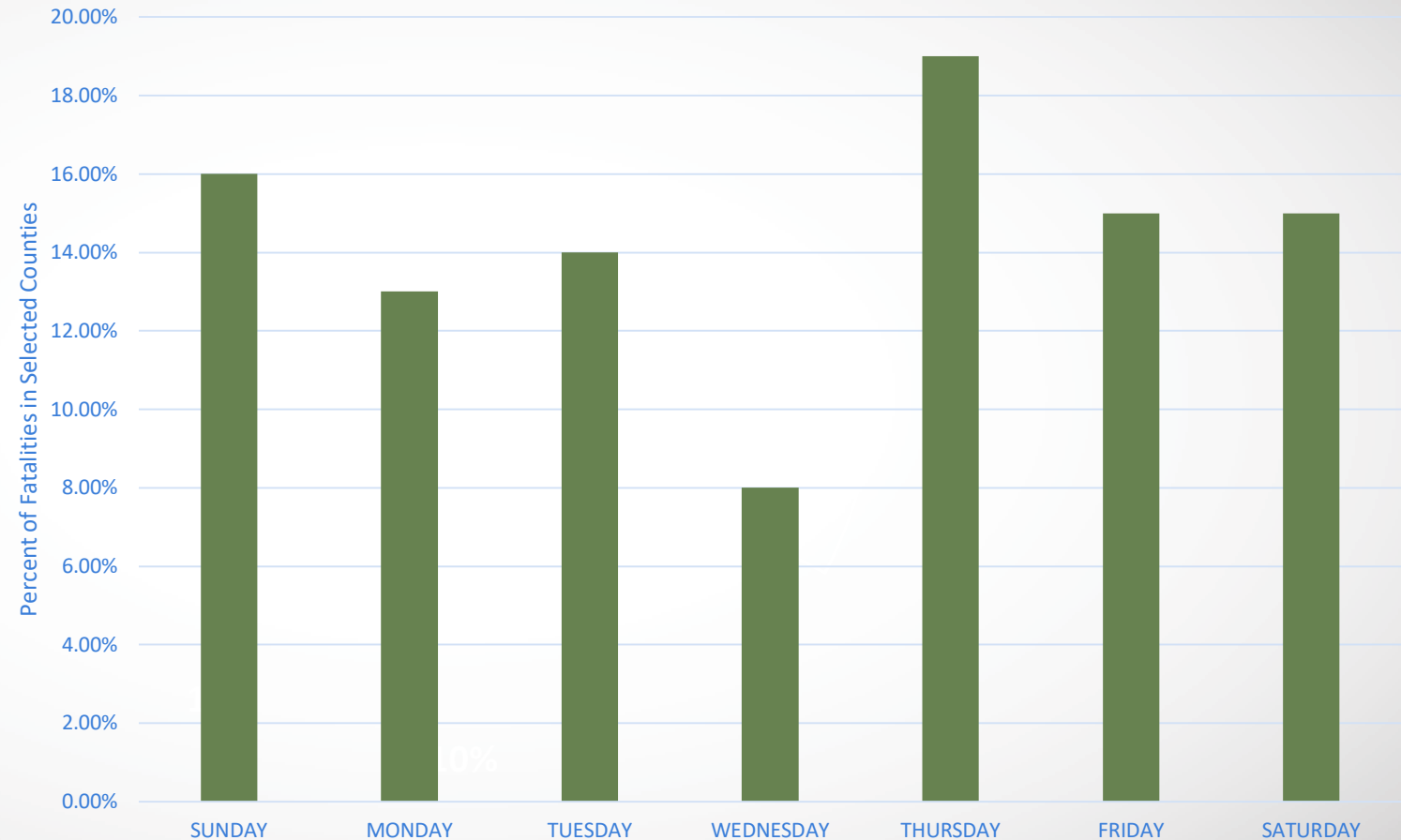


2017



DUI-Related Fatalities and Day of Week

46% of the
fatalities
occur on the
weekend
(Friday-
Sunday)






IMPAIRED DRIVERS



73% of DUI-related
fatalities were the impaired driver

Select
Counties

69%



Where the driver
was impaired and killed,

MALES were behind the wheel *81%* of the time

Select
Counties

83%

Where the driver was impaired and killed,



CAUCASIANS

were behind the wheel

52% of the time

Select
Counties

67% *CAUCASIAN*

Texans behind the wheel:

DRIVING IMPAIRED

*the average age of an
impaired driver involved in
a fatal DUI crash was*

37

Select
Counties

39

Texans behind the wheel:

DRIVING IMPAIRED



84% *of the time
in fatal DUI crashes,
a 23 year old or younger
was the impaired driver*

Select
Counties **87%**

In 2017,

the *AVERAGE* reported BAC of DUI

driver in a fatal crash was **.157**

Select
Counties **.149**

Ignition Interlock Devices in Texas

- In 2016, there were 51,643 devices
- In 2017, there were 53,699
- Annually, approximately 35,000 devices are installed
- Texas has the most IIDs installed of any state





Jena Prescott, MPSA

J-Prescott@tti.tamu.edu

(979) 317-2539